

# Writing & Crafting 100 Papers

100 Lovely and Adorable Patterns

TAKE FREE

## About the 100 Writing and Crafting Papers

In the 100 Writing and Crafting Papers, the pages can be removed cleanly one at a time. There are 100 sheets of paper in each book, 50 to 100 patterns in different colors and textures, each with a different design. Enjoy this book based on your own ideas.

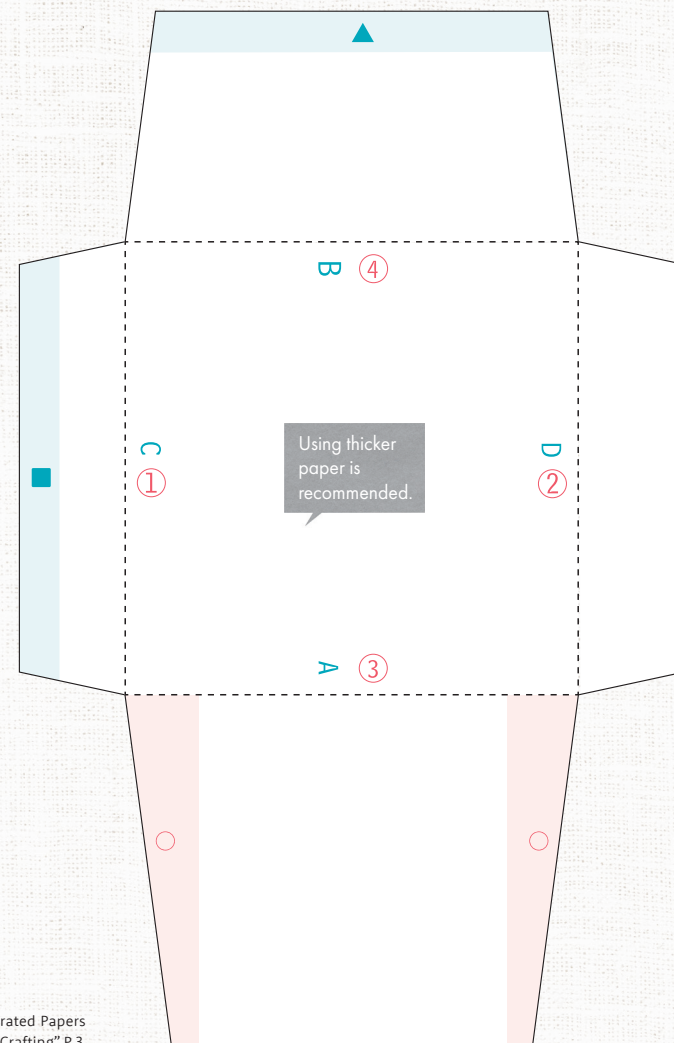
© PIE International All rights reserved. No reproduction or republication without written permission.

### How to Make an Envelope and Pouch



**Envelope:** Fold sides ①~④ down in order (mountain fold), and put glue on the back side where the margins are marked ○.

**Pouch:** Fold sides A and D down in order (mountain fold), and put glue in order on the back side where the margins are marked ▲ and ■.



100 Writing & Crafting Papers of Fruit



OSAMU GOODS  
100 Writing and Crafting Papers  
Only available in Japan/China/Malaysia



100 Papers of  
Japanese Retro Collection



100 Papers with  
Classical Floral Patterns




100 Writing & Crafting Papers  
Through the Year



100 Writing & Crafting Papers  
of Mushrooms



Kamawanu  
Collection



100 Papers with Japanese  
Seasonal Flowers



100 Papers with  
Classical Patterns



100 Writing and Crafting Papers:  
Beautiful Floral Patterns



100 Writing & Crafting Papers:  
Breads & Pastries  
Only available in Asia/Oceania



mt 100  
Writing and Crafting Papers 2



100 Papers with  
Japanese Patterns



100 Writing & Crafting Papers  
of Animals



Season Paper Collection-  
100 Writing & Crafting Papers



100 Writing & Crafting Papers:  
Foods & Sweets



mt 100  
Writing and Crafting Papers



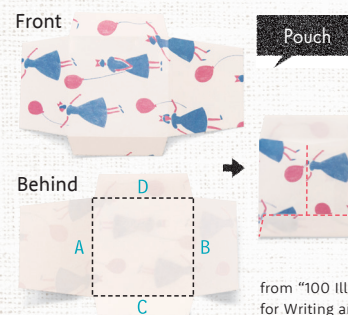
100 Writing and Crafting Papers  
from Nakagawa Masahichi Shoten



100 Writing and Crafting Papers:  
Flowers and Animals from Fairyland  
Only available in Asia/Oceania



PARIS-  
100 Writing & Crafting Papers:  
Season Paper Collection



from "100 Illustrated Papers  
for Writing and Crafting" P.3



# 100

## Writing & Crafting Papers

**So many ways to use them!**

From original items to small decorations, and more, you can enjoy these books in so many ways.

<https://pie.co.jp/letterbook/>

*Cut*



Cut and thread a string through to make a gift tag. Great for notebook and diary covers.

*Decorate*



Frame your favorite papers or make a garland to make interiors more fun.



*Write*



Whether portrait or landscape, this paper will make you want to write letters.

*Give*



Envelopes and pouches made in different sizes. make the perfect small gift.

*Paste*



Customize your own things to make something original just by pasting the papers to boxes or thick cards.

*Wrap*



Perfect for wrapping small sweets and gifts.

※ Some pages are unlined.

You decide how to use it.




#sweetswrapping



#present #cookie



#handmadebookcover



#mynotebook

Please show us your ideas for using the 100 Writing and Crafting Papers on Instagram and Twitter!

Use the hashtag #100letterbook



@100\_letterbook  
Making something original by pasting the papers on boxes.  
#100letterbook #papercrafting #stationery  
#handmade #stick #pieinternational